

Wind Shields & Dividers




UP & DOWN



UP & DOWN PLUS





TRIPLE MOTION



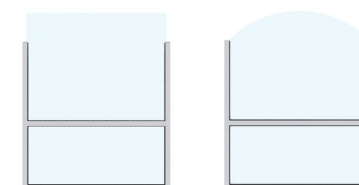

UP & DOWN MOTION UP & DOWN VIEW



PLANTER SYSTEMS



FIXED DIVIDERS

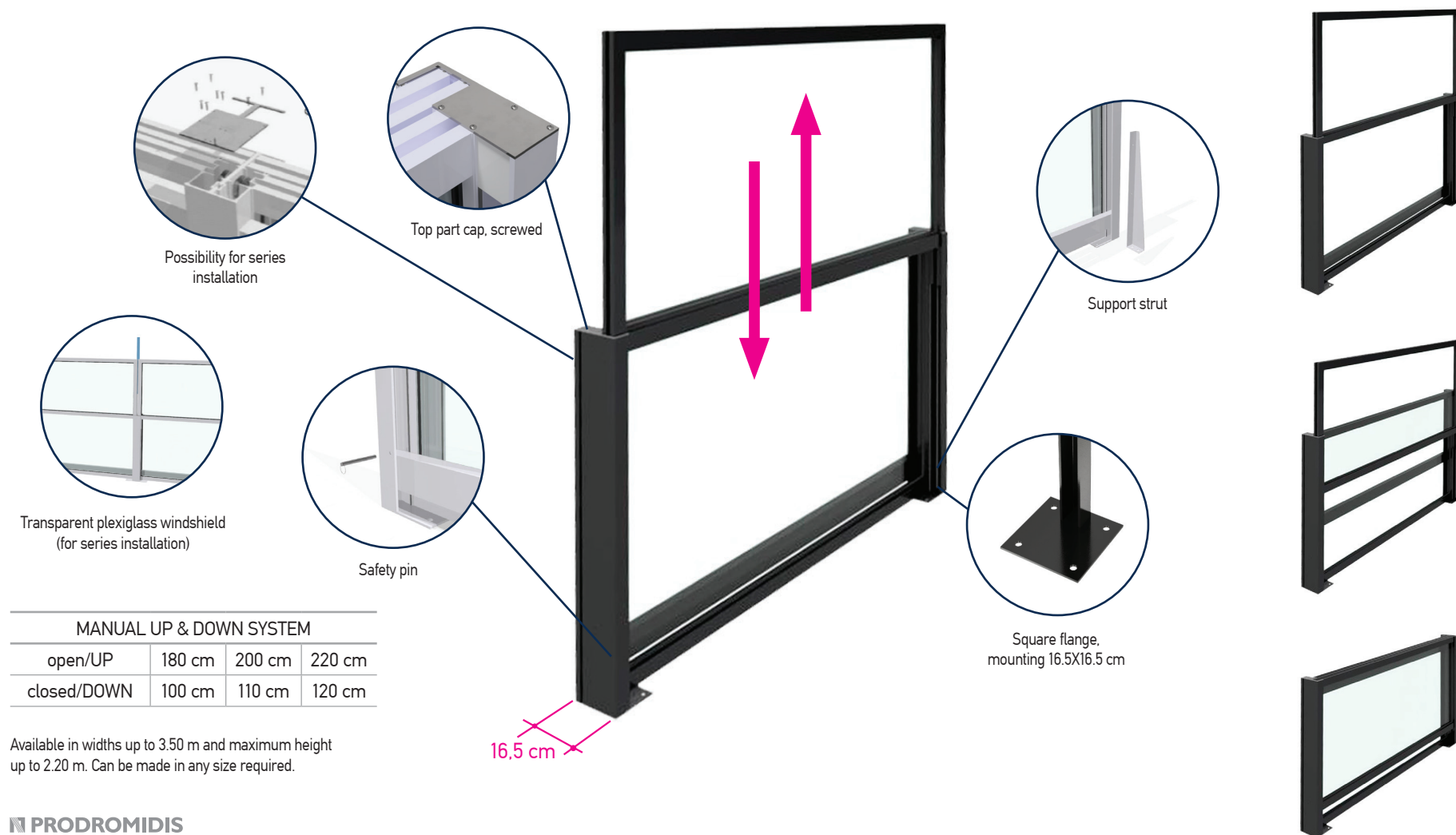


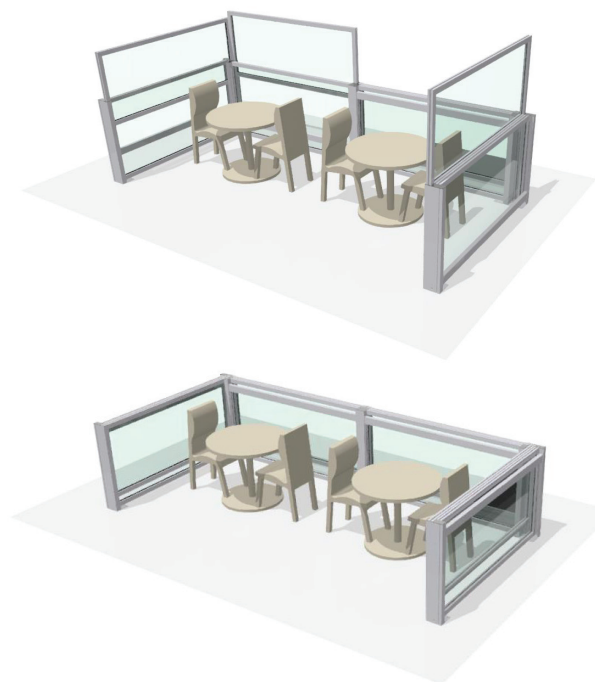
MANUAL UP & DOWN SYSTEM

Protect your outdoor spaces with UP & DOWN system dividers and windshields. They are the perfect solution for those who want to expand and also delineate their environment. They will delineate your business premises while still allowing an unobstructed view and looking attractive. They are also a flexible side coverage system and designed to provide easy to install technical solutions. Systems can be

installed as stand-alone units on special metal mounts or between existing pillars.

Made by hand entirely from powder coated aluminum. Available in any RAL color of your liking.



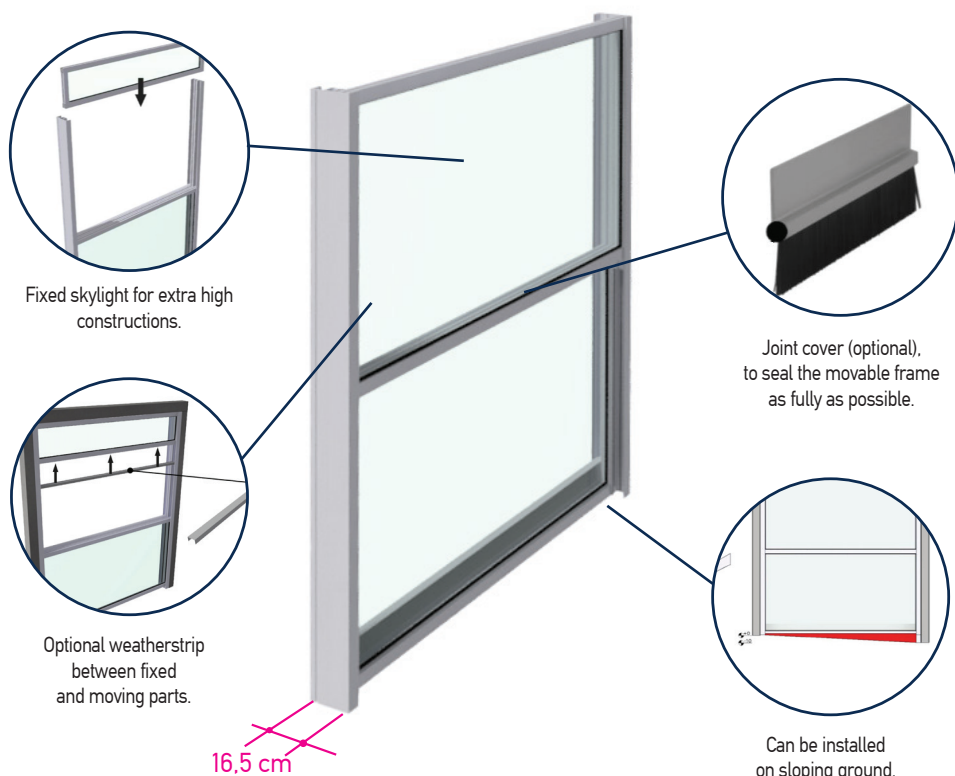


UP & DOWN PLUS SYSTEM

Integrated system for closing off the perimeter of dining areas. This is a manually operated construction made entirely of powder coated aluminum; it is designed so that the panes of glass can move vertically in the aluminum frames to close off dining areas or private spaces and protect them against the weather while also looking attractive and offering an unobstructed view. This is an easy-to-use, manually operated side coverage system. It consists of two panes of 3mm + 3mm thick triplex glass

in aluminum frames. The bottom pane is fixed in place but, with a simple movement of the counterweight, its height can almost be doubled.

The system can be installed with or without a fanlight, between existing pillars with aluminum guides running up to the top, including full - length weatherstrips to ensure gaps are completely sealed.



MANUAL UP & DOWN PLUS SYSTEM			
open/UP	200 cm	220 cm	240 cm
closed/DOWN	105 cm	115 cm	125 cm

Available in widths up to 3.50 m and maximum height up to 2.40 m. Can be made in any size required. Optional use of fanlight at heights greater than 2.40 m. For structures wider than 3.50 - 4.00 m, we use a reinforced aluminum profile with an additional strut.





With UP & DOWN PLUS systems
the wheels can be adjusted so that it is easy
to rearrange the area.
Non-encased installation is also possible.




TRIPLE MOTION SYSTEM

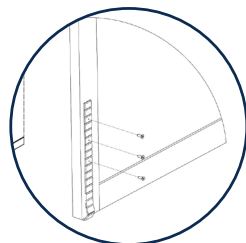
Triple Motion system to close off the perimeter of business premises. Motorized construction allowing the glass to move vertically in aluminum frames; this way, your space is sealed off and protected from the weather.

Consists of three parts. One third of the total height is fixed and acts as a divider while the other two sections are retractable on aluminum side guides.

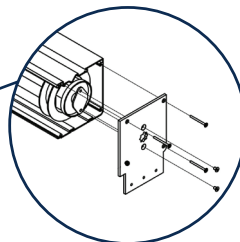
- Safety glass, 8mm.
- Maximum width 3.50 m / Maximum height 3.00 m.
- Complete insulation.



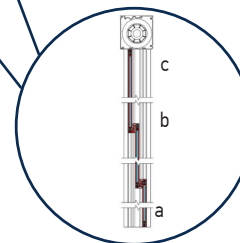
Με την σύμβαση τεχνολογία Somfy η ηλεκτροκίνηση και ο τηλεχειρισμός γίνονται απλή υπόθεση!



Drive belt
with stainless plies.




Motor mounting case.



- a: fixed glazing
b: medium retractable glazing
c: extreme retractable glazing, belt assisted





Ideal system for large areas.


ΣΥΣΤΗΜΑ UP & DOWN MOTION

Motorized side coverage system based on the UP & DOWN concept, made entirely of powder coated aluminum. Available in any RAL color of your liking. Equipped with SOMFY motor, Ø70 shaft and noise-free hard wearing belts, this is an ideal solution for business premises. It consists of two parts (one fixed, one movable)

and its height can be doubled at the touch of a button. It can be installed as stand-alone structure or between existing pillars.



Motor mounting case



LED lighting strip can be mounted on pillars.



LED lighting strip can be mounted on pillars.

UP & DOWN MOTION SYSTEM			
open/UP	200 cm	220 cm	240 cm
closed/DOWN	105 cm	115 cm	125 cm

UP & DOWN VIEW SYSTEM

Innovative side coverage system based on THE UP & DOWN concept, made entirely of powder coated aluminum. Horizontal aluminum profiles have been removed to ensure an unobstructed view.

Available in any RAL color of your liking. Equipped with SOMFY motors, heavy duty belts and 10 mm security-grade panes, this is an ideal solution for business or private spaces.



Without horizontal frames to ensure an unobstructed view. LED lighting strip can be added to the pillars.



UP & DOWN VIEW SYSTEM			
open/UP	160 cm	170 cm	180 cm
closed/DOWN	100 cm	110 cm	120 cm

LED lighting can be mounted on pillars.



PLANTER WITH FIXED WINDSHIELD

Planter with glazing mounted on removable metal guides that make it easy to remove the glass panes. The planter is made entirely of 1.5 mm thick galvanized sheet metal and is finished with powder coating. Delivered with fixed bases or with wheels so they can be moved easily.



Detachable
glazing system.




Industrial type wheels
can be mounted.
With stabilization regulators
for sloping ground.



PLANTER WITH UP & DOWN SYSTEM

Combination of UP & DOWN manual operation side coverage system and planter. An ideal solution for dining areas, it protects the store space and combines the flexibility of the UP & DOWN system with the use of a planter or seat. Made by hand entirely from powder coated aluminum. Available in any RAL color of your liking.



For further enhanced flexibility in terms of space layout, the planters with the UP & DOWN system and the UP & DOWN PLUS system are available with industrial type castors. Non-encased installation is also possible.



Industrial type wheels can be mounted.



Non-encased installation is also possible.



PLANTER WITH UP & DOWN PLUS SYSTEM

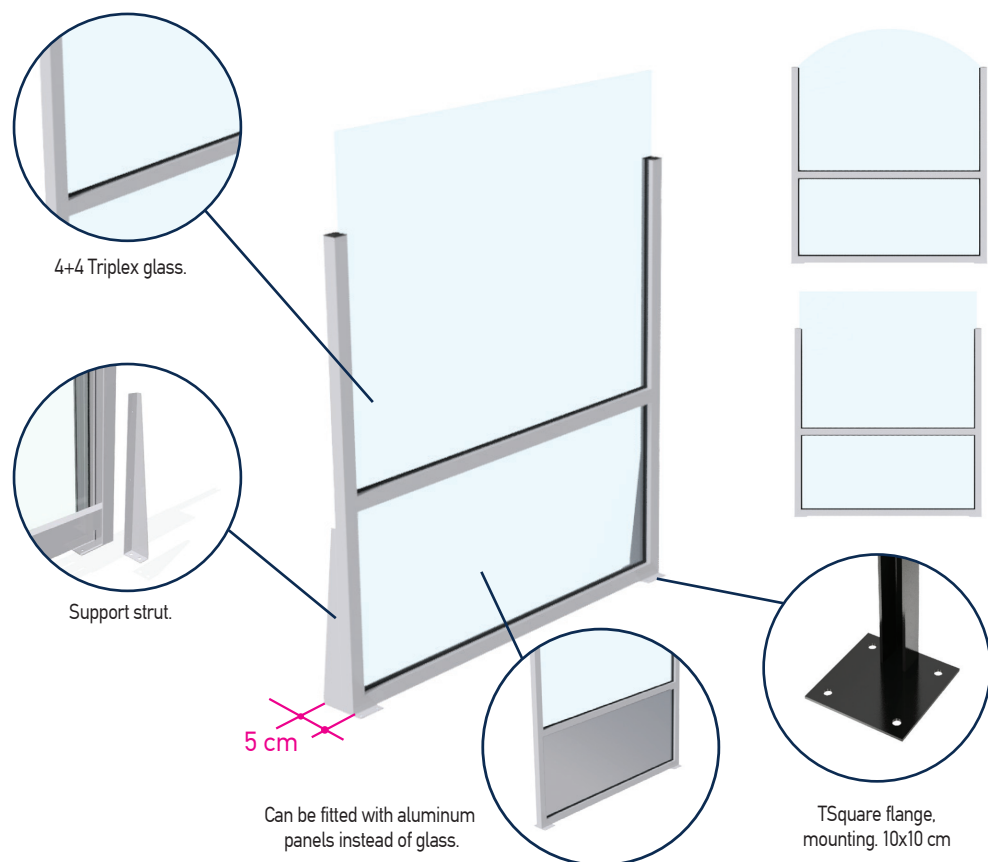
Combination of the UP & DOWN PLUS side coverage system and planter. The technical characteristics of the system are retained (triplex glaze, fanlight, etc.) while at the same time wheels can be attached and non-encased installation is possible.



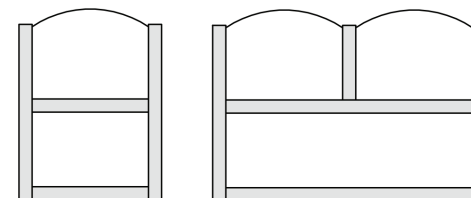
FIXED DIVIDERS

This series of aluminum frame or planter dividers is a flexible way to utilize space, either by covering the perimeter of the buildings or by creating individual areas. The state-of-the-art material technology and installation techniques means that these spaces can be used all year round as the dividers both offer protection from adverse weather conditions and look attractive.

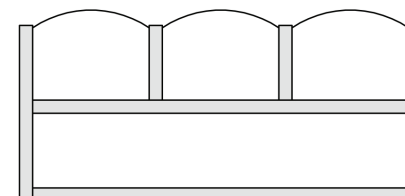
They are made entirely from aluminum profiles, profile size 5x5 cm. They are assembled with specially designed joints and are fixed firmly to the ground with square flanges made of galvanized sheet steel measuring 10x10 cm. Finally, support struts are put in place to ensure they are even more wind resistant.



Maximum width 2.00 m
with two glass panes at the top
and one at the bottom.
Maximum height up to 1.80 m.



- A door can be included
- Can be made in any size
- Your choice of RAL powder coating
- An aluminum panel can be installed in the lower panels



Come and see us so we can work together
to find the perfect solution for your needs!



