

**W** WINDBREAK SYSTEMS  
PRODROMIDIS TERRACE

## MANUAL UP & DOWN



## MANUAL UP & DOWN PLUS



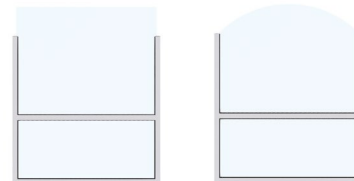

## UP & DOWN MOTION UP & DOWN VIEW



## TRIPLE MOTION



## FIXED WINDSHIELD



## SYSTEMS WITH FLOWERPOTS




## MANUAL UP & DOWN

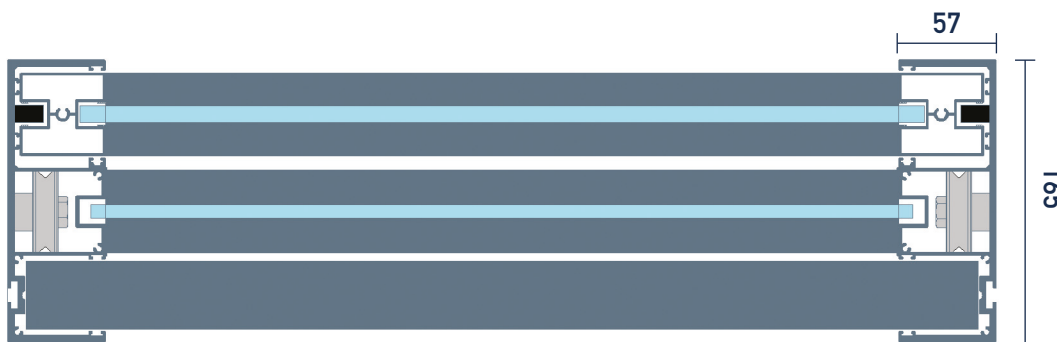


Protect your outdoor space with UP & DOWN barriers and windbreaks. This system offers a range of excellent solutions if you are planning to extend your useable customer service area or define its boundaries. They can be used to effectively redefine working areas for your business, while maintaining unobstructed views and high aesthetic appeal. This is a fully flexible side cover system, designed to offer technical solutions with easy installation. Systems can be installed as stand-alone units on special metal mounts or between upright pillars. Multiple windbreaks can be installed in line, depending on the measurements of the area you need to cover.

Manually-operated system, entirely constructed using electrostatically-painted aluminium. Composed of two 3+3 TRIPLEX crystal glass panels. Available in any RAL paint colour of your choosing.

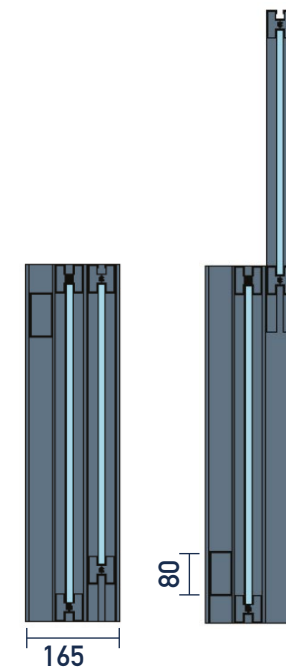






**TECHNICAL SPECIFICATIONS**

max width	3250mm
max height	2200mm
motion	Inox wire rope



## MANUAL UP & DOWN PLUS



This is a fully-integrated side cover system.

Suitable for perimeter definition in the commercial food service industry or in private spaces, offering protection from weather conditions with high aesthetic appeal and unobstructed views. The system is installed between upright pillars, with aluminium guide track installed along the full height, containing brush weatherstrip for fully-sealed protection.

Skylight sections can be installed for taller ceiling heights.

Joint covers are available for better sealing between moving frame and roof sections.

Brush weatherstrip can be installed between fixed and moving parts.

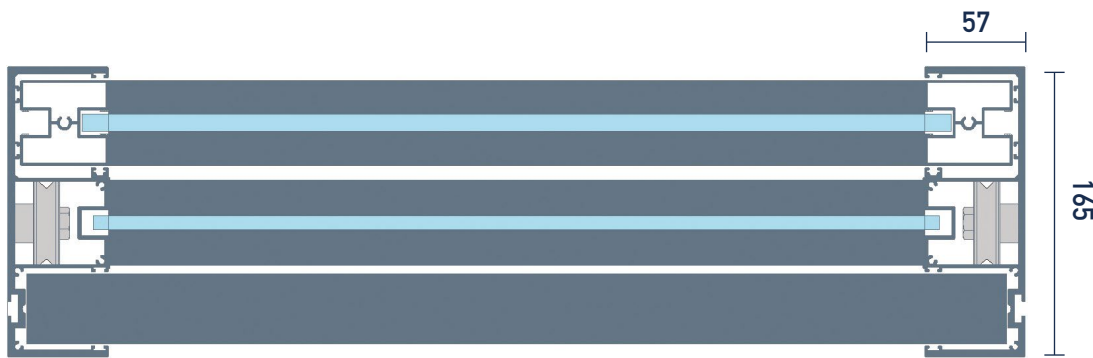
Manually-operated system, entirely constructed using electrostatically-painted aluminium.

Composed of two 3mm + 3mm TRIPLEX crystal glass panels.

Available in any RAL paint colour of your choosing.

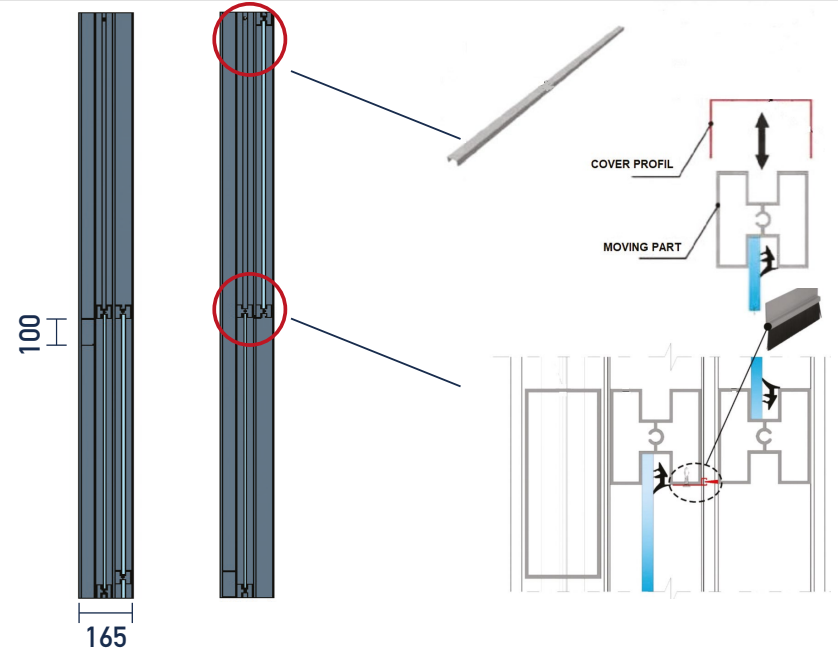






**TECHNICAL SPECIFICATIONS**

max width	3500mm
max height	2400mm
max height with skylight	3000mm
motion	Inox wire rope



## MANUAL UP & DOWN VIEW

Innovative side cover system based on the UP & DOWN system.


Horizontal aluminium profile frames are removed to secure fully unobstructed views. Equipped with Securit 10 mm crystal panels, this is another ideal solution for commercial or private spaces.

Multiple windbreaks can be installed in line, depending on the measurements of the area you need to cover.

Made entirely of aluminium, electrostatically painted.  
Available in any RAL paint colour of your choosing.

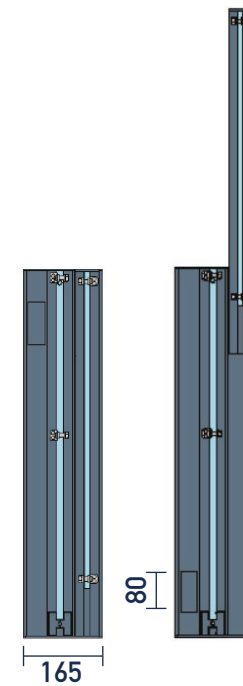






**TECHNICAL SPECIFICATIONS**

max width	2500mm
max height	2200mm
motion	Inox wire rope



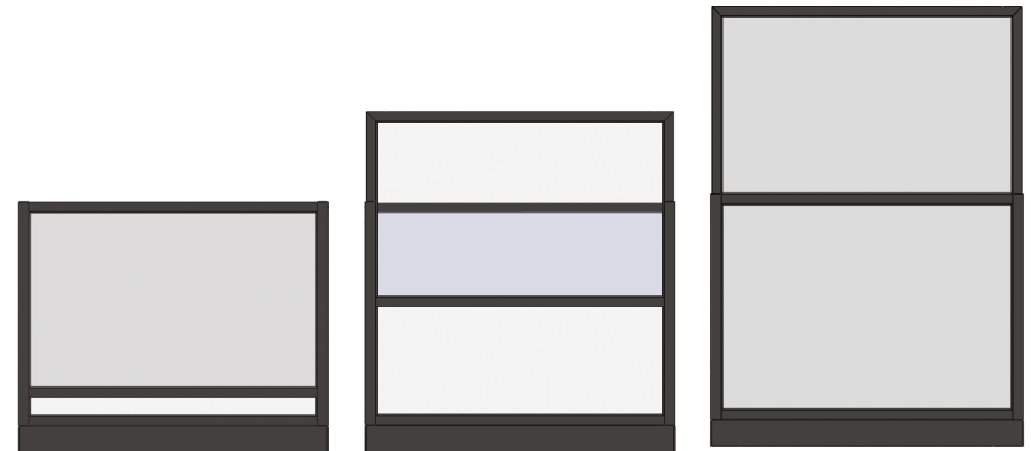
## UP & DOWN MOTION


Electrically-powered side cover system based on the UP & DOWN system.

Equipped with a SOMFY motor,  $\Phi$  70 octagon shaft, and silent belts of increased strength, it is an ideal solution for covering professional areas. It consists of two sections (one fixed and one movable) and its height is doubled at the push of a button.

Can be installed as stand alone units or between upright pillars. It is possible to place several windbreaks in a row, according to the coverage measures of your space.

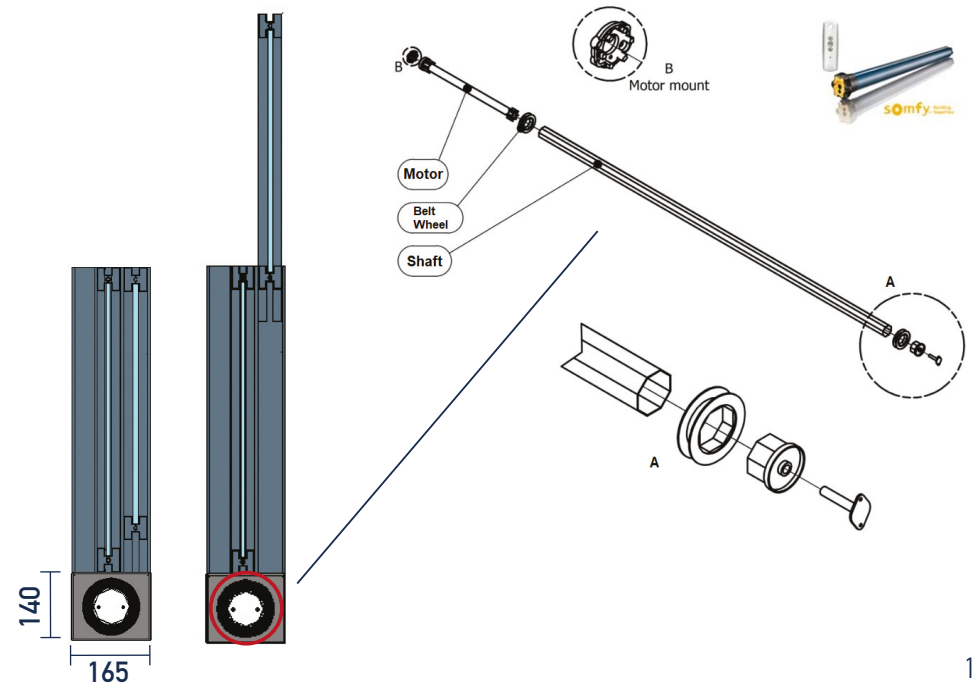
It consists of two 3mm + 3mm TRIPLEX crystals.  
Electrostatically painted, available in any RAL color you wish.  
With the possibility of adding LED lighting to the guides.





**TECHNICAL SPECIFICATIONS**

max width	3000mm
max height	2200mm
motion	kevlar belt





## TRIPLE MOTION



TRIPLE MOTION system for the perimeter enclosure of commercial and private outdoor spaces.

This is a motorised system designed to move glass panels vertically within an aluminium frame, hermetically closing off the space, and offering full protection from the elements. It is made up of three sections. 1/3 of the total height remains fixed and acts as a divider, while the remaining sections are retractable along aluminium side guide rails. The system is installed between pillars.

The system can be constructed in FOUR MOTION and DOUBLE MOTION models, with the choice of parking on the top of system for passing below.

Electrically-powered construction made entirely of electrostatically-painted aluminium. It is composed of three 8mm SECURIT crystal glass panels. Available in any RAL paint colour of your choosing.

## DOUBLE MOTION




## TRIPLE MOTION



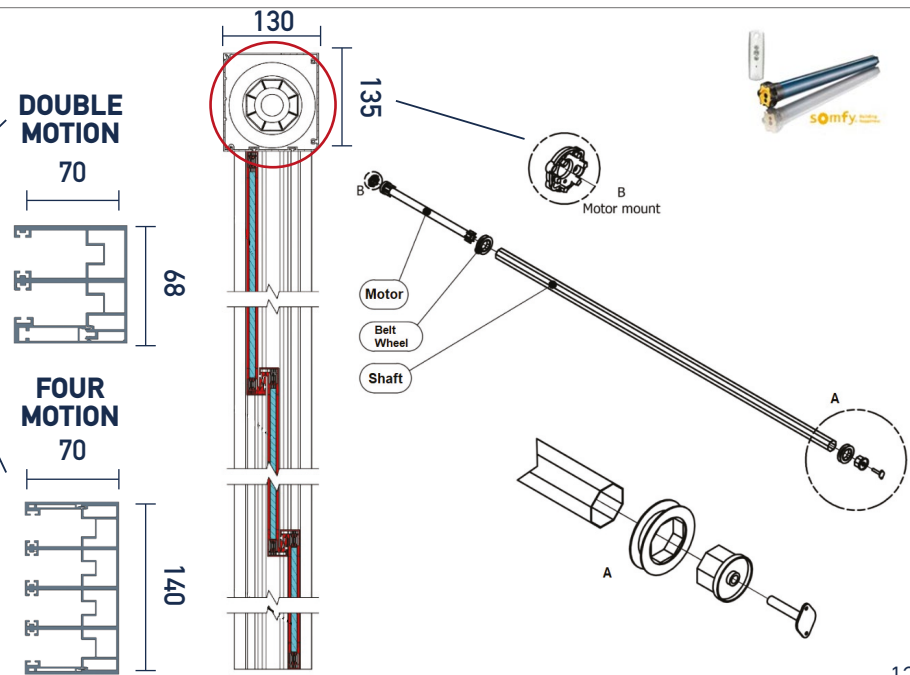
## FOUR MOTION






**TECHNICAL SPECIFICATIONS**

max width	4000mm
max height four motion	3600mm
max height triple motion	3000mm
max height double motion	2500mm
motion	Belt enhanced with inox wire rope



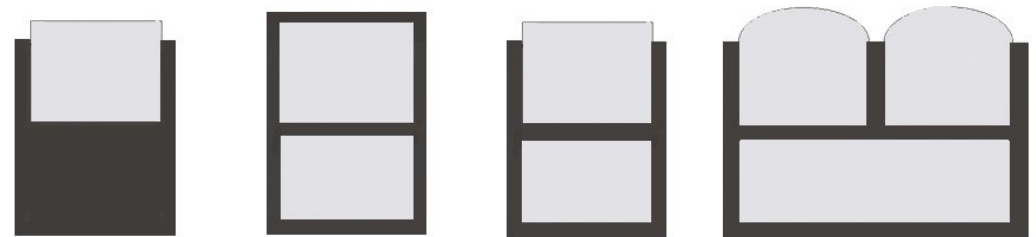
## FIXED WINDSHIELD



The series of aluminium frame is another flexible way to utilise your space, either around the perimeter of a building or by creating separately delineated areas. State-of-the-art materials technology and installation techniques now mean that outdoor spaces can be used all year round. Dividers provide protection from adverse weather conditions, as well as offering aesthetically attractive design options at the same time. These are made entirely of 5x5 cm aluminium profile and 4mm + 4mm TRIPLEX crystal glass panels. They are assembled with specially designed joints, and are anchored firmly to the ground with 10x10 cm square flanges made of galvanized sheet steel.

Aluminium panels may be used instead of glass if preferred.

Made entirely of aluminium, electrostatically painted.  
Available in any RAL paint colour of your choosing.



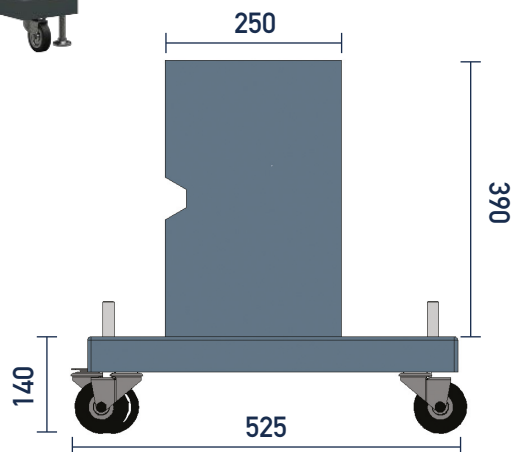




**TECHNICAL SPECIFICATIONS**

max width	2000mm
max height	1800mm

## SYSTEMS WITH FLOWERPOT



Ideal solution for catering areas. It protects the shop space and combines the flexibility of the systems with the use of a planter or a seat. It is possible to place several windbreaks in a row, according to the coverage measures of your space.

For even greater flexibility in configuring your space, the planter is available with special metal bases including industrial-type wheels and can be mounted with M16 screws.

Electrostatically painted, available in any RAL color you wish.

It can be combined with the models; MANUAL UP & DOWN, MANUAL UP & DOWN PLUS, MANUAL UP & DOWN VIEW, UP & DOWN MOTION, FIXED WINDSHIELD.





## SYSTEMS WITH BENCH

An innovative and ideal solution for those you want to exploit the whole space of the terrace. It is a heavy construction of metal galvanized sheet covered by wood for external uses and mounted on special M16 bases. It is possible to place several windbreaks in a row, according to the coverage measures of your space. Electrostatically painted, available in any RAL color you wish.

It can be combined with the models; MANUAL UP & DOWN, MANUAL UP & DOWN PLUS, MANUAL UP & DOWN VIEW, UP & DOWN MOTION, FIXED WINDSHIELD.


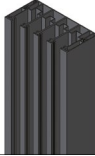

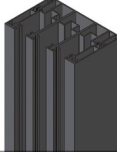

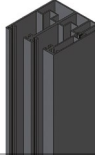
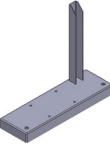




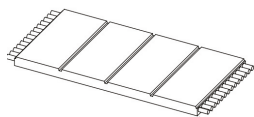


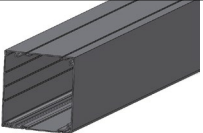





## PARTS CATALOGUE

	GUIDE RAIL PROFILE 165 x 57 mm	MANUAL UP & DOWN MANUAL UP & DOWN PLUS MANUAL UP & DOWN VIEW UP & DOWN MOTION		OCTAGON MOTOR SHAFT	UP & DOWN MOTION DOUBLE MOTION TRIPLE MOTION FOUR MOTION
	H PROFILE	MANUAL UP & DOWN MANUAL UP & DOWN PLUS MANUAL UP & DOWN VIEW UP & DOWN MOTION FIXED WINDSHIELD		OCTAGON HOOP	UP & DOWN MOTION DOUBLE MOTION TRIPLE MOTION FOUR MOTION
	COUNTERWEIGHT PROFILE	MANUAL UP & DOWN MANUAL UP & DOWN PLUS MANUAL UP & DOWN VIEW		CASSETTE GALVANISED SHEET	UP & DOWN MOTION
	WEATHERSTRIP PROFILE	MANUAL UP & DOWN MANUAL UP & DOWN PLUS UP & DOWN MOTION		BEARING	MANUAL UP & DOWN MANUAL UP & DOWN PLUS MANUAL UP & DOWN VIEW UP & DOWN MOTION
	JOINT COVER	MANUAL UP & DOWN PLUS		SAFETY PIN	MANUAL UP & DOWN MANUAL UP & DOWN PLUS MANUAL UP & DOWN VIEW UP & DOWN MOTION
	GUIDE RAIL INOX CAP	MANUAL UP & DOWN MANUAL UP & DOWN PLUS MANUAL UP & DOWN VIEW UP & DOWN MOTION		L SHAPED INOX CRYSTAL SUPPORT	UP & DOWN VIEW
	BASE	MANUAL UP & DOWN MANUAL UP & DOWN PLUS MANUAL UP & DOWN VIEW FIXED WINDSHIELD		INOX WIRE ROPE TERMINAL	MANUAL UP & DOWN MANUAL UP & DOWN PLUS MANUAL UP & DOWN VIEW
	MOTOR BASE	UP & DOWN MOTION		INOX WIRE ROPE	MANUAL UP & DOWN MANUAL UP & DOWN PLUS MANUAL UP & DOWN VIEW

## PARTS CATALOGUE

	TRIANGLE BASE	MANUAL UP & DOWN MANUAL UP & DOWN PLUS MANUAL UP & DOWN VIEW UP & DOWN MOTION		GUIDE RAIL 140 x 70 mm	FOUR MOTION
	CRYSTAL SEAL RUBBER	MANUAL UP & DOWN MANUAL UP & DOWN PLUS MANUAL UP & DOWN VIEW UP & DOWN MOTION FIXED WINDSHIELD		GUIDE RAIL 105 x 70 mm	TRIPLE MOTION
	LED STRIP	UP & DOWN MOTION		GUIDE RAIL 68 x 70 mm	DOUBLE MOTION
	FLOWERPOT BASE	FLOWERPOT SYSTEMS		GLASS PROFILE	DOUBLE MOTION TRIPLE MOTION FOUR MOTION
	FLOWERPOT WHEEL	FLOWERPOT SYSTEMS		GLASS LOCKING PROFILE	DOUBLE MOTION TRIPLE MOTION FOUR MOTION
	FLOWERPOT M16 SCREW WITH TEFLON	FIXED WINDSHIELD		ENHANCED BELT WITH INOX WIRE ROPES	UP & DOWN MOTION DOUBLE MOTION TRIPLE MOTION FOUR MOTION
	Π SHAPE PROFILE	FLOWERPOT SYSTEMS		CASSETTE INOX CAPS	DOUBLE MOTION TRIPLE MOTION FOUR MOTION
	CASSETTE PROFILE 130 x 135 mm	DOUBLE MOTION TRIPLE MOTION FOUR MOTION		SOMFY MOTOR	UP & DOWN MOTION DOUBLE MOTION TRIPLE MOTION FOUR MOTION



**WINDBREAK SYSTEMS – PRODRAMIDIS TERRACE  
PRODRAMIDIS NIKOLAOS & CO**

SHOWROOM: 49 Thivon & John Kennedy. Peristeri, Greece FACTORY: 21 Pogradec St. & 11 Eirinis St., Peristeri, Greece

**T: +30 210 57 86 700, +30 210 59 00 979 E: [info@prodromidis.gr](mailto:info@prodromidis.gr) - [info@windbreaksystems.com](mailto:info@windbreaksystems.com)**

**[www.windbreaksystems.com](http://www.windbreaksystems.com) - [www.prodromidis.gr](http://www.prodromidis.gr)**

